



*Prometric/Iso-Quality Testing, Inc. Candidate Registration,
Scheduling and Examination Administration Overview*

Mississippi State Board of Cosmetology and Barbering

**MISSISSIPPI STATE BOARD OF COSMETOLOGY AND
BARBERING
CANDIDATE REGISTRATION, SCHEDULING AND
EXAMINATION ADMINISTRATION OVERVIEW**

The information contained within this overview is for the purpose of providing an outline of the Prometric/Iso-Quality (IQT) computer based testing (CBT) secure exam delivery system. In doing so, we have identified the various steps and processes associated with providing CBT exam delivery services to the Mississippi State Board of Cosmetology and Barbering candidates. We have primarily focused on the steps and processes directly associated with the candidates scheduling and exam delivery.

Table of Contents

Mississippi State Board of Cosmetology and Barbering Pre-registration Process:	3
Candidate Authorization to Test Notification	5
Candidate Exam Scheduling Process	6
Admission to the Testing Center	21
Identification Requirements:	21
Secure Candidate Check-in	21
Candidate Check-In Process	22
Prohibited Items / Articles	22
Visitations	23
Candidate Testing Experience Overview	24
Sample Exam	24
Candidate Preliminary Results	27
Conclusion:	27

Mississippi State Board of Cosmetology and Barbering Pre-registration Process:

The Mississippi board will pre-register all candidates who are authorized to schedule to sit for the NIC Mississippi theory examinations. The pre-registration of candidate by the Mississippi board includes the below candidate and examination information:

1. Candidate Name - It is critical that the candidate's name provided during the preregistration process by the Mississippi Cosmetology and Barbering board matches the application submitted by the candidate, as the name as it is provided within the preregistration process is compared with and must match the government issued identification which will be presented by the candidate at the point of admission to the testing center. The name which a candidate used and registered as and which appears on the address section, at the beginning of the Candidate Admission Letter/Document, specifically the candidate's given name (first name) and surname (last name), must match exactly, the given name and surname on the government issued photo identification the candidate is planning to use to gain admittance at the test center. This is a critical element as the candidate name is used throughout the entire testing process. If the candidate pre-registration name does not match the identification presented, the candidate will not be permitted to sit for their exam.

If the candidate's given name (first name) and surname (last name), on the government issued ID and admission letter do not match exactly, it is the candidate's responsibility to contact the Mississippi board office. The Mississippi board must resolve any name changes and preregister the candidate again with the correct information. Name differences **MUST** be resolved no later than five business days before the scheduled exam administration date, or the candidate will not be permitted to take the examination they registered for and all fees will be forfeited. Under no circumstances will any differences in your given or surname be resolved at the testing center on the day of the examination.

2. Candidate email address – The CBT secure exam delivery system requires that each candidate have a unique email address. This unique email address is used at various points and processes; from the point of the candidate is preregistered, exam scheduling, candidate login at the point of administration, score reporting, etc. Therefore, it is a critical requirement that all candidates at the point of preregistration are associated with a “unique” email address.
3. Mailing address – The candidate's mailing address is referenced at various points throughout the exam delivery process and assists in the identification of candidates.
4. Phone Number – The candidate's current telephone number is very important and used under a variety of instances to contact the candidate in the case of rescheduling, site closure due to inclement weather, etc. Ideally, it is recommended that an alternate number be obtained, however this is not required.

5. Candidate Date of Birth (DOB) – The candidate’s date of birth may be used at various points throughout the process, including exam security and identity verification at the time of admission to the exam.
6. Candidate Number – If applicable, this number is assigned to the candidate by the board, specifically for the board’s internal use.
7. Preregistration Expiration Date – The expiration date would be included and assigned if the candidate is required to take their theory examination by a certain date.
8. School Identification Number – If required, the candidate school number is used for the purpose of populating the quarterly NIC school reports.
9. Exam Program ID Number – The exam program ID number is a unique 4-digit number that relates to and identifies the specific exam title and language to be administered to the candidate being pre-registered. This is a critical element as it specifically identifies the exam title within the CBT secure exam delivery system, which will present to the candidate on the day of the administration.

The information outlined below relates to the process the candidates will experience when registering to sit for their examination.

Candidate Authorization to Test Notification

Once the board pre-registers the candidate, the candidate will receive an “Authorization to Test” email notification. A sample of the email is as follows:

From: registrations@isoqualitytesting.com
Sent: Tuesday, January 10, 2025 5:33 PM
To: Sample Candidate
Subject: Iso-Quality Testing: NIC Mississippi Cosmetology Exam

AUTHORIZATION TO TEST

Tuesday, January 10, 2025

Dear Sample Candidate,

You have been approved by the Mississippi Board to make an appointment to sit for your examination. Please proceed as follows:

1 -- Go to our home page: www.IQTTesting.com
2 -- Using the option "Examination Registration"
Enter your Username and Password to login. These are:

UserID: Samplecandidate@yahoo.com
Password: NZWwUWBKA

3 -- Select the Organization: National-Interstate Council Mississippi
Select the Exam: NIC Cosmetology MS

After logging in, please follow the on-screen instructions for making an appointment.

Please note that you must test within this date range: 01/23/2020 to 01/23/2021.
Should you require assistance, you can click on the "Contact Us" tab on the home page and then send a message to customer service, or you may call (toll free in USA and Canada) 866-773-1114, or (other countries) +1 727-733-1110.

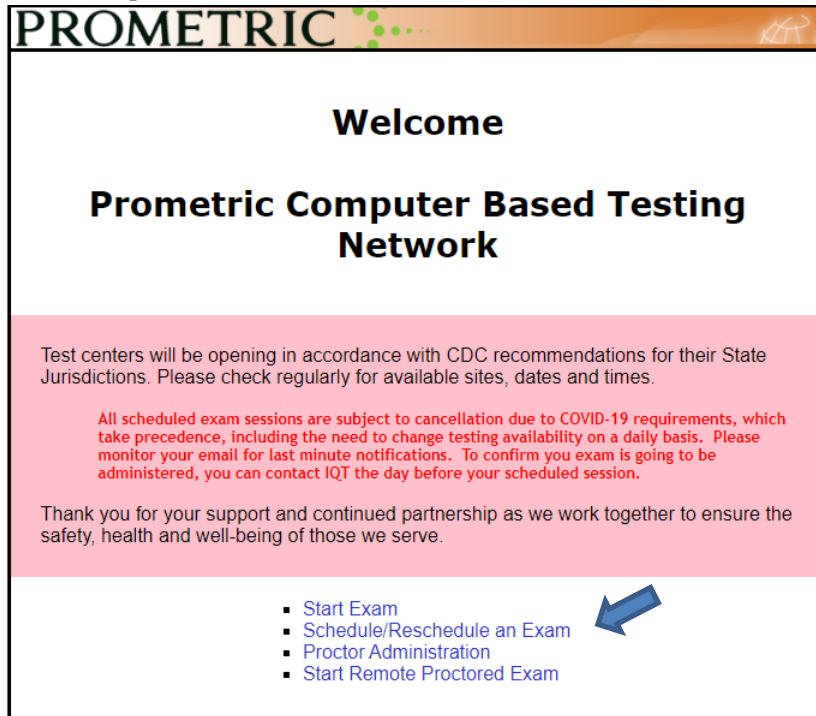
Sincerely,

Registrations@isoqualitytesting.com
Iso Quality Testing, Inc.

Candidate Exam Scheduling Process

Once the candidate receives their email authorization to test, the candidate will go online to schedule their NIC theory examination. The candidate will select the date and time for when they want to sit and pay for their exam using the following processes:

1. Go to www.IQTTesting.com
2. Select the option “Schedule/Reschedule an Exam”



- The candidate will then automatically be directed to the “EXAM REGISTRATION” screen. The candidate will be required to enter their “UserID” and “Password” which is located on their “Authorization to Test” email.

The candidate will then click “Login” and will be redirected to the Organization” and “Exam” screen.

EXAM REGISTRATION

Welcome To IQT Testing!

Login

If you do not have a login, click [Register](#).
If you have misplaced your login, please call ISO Quality Testing at 866-773-1114
Note that your password must be entered with the correct case.
If you have forgotten your password please click [Here](#)

UserID:

Password:

Login












ISO-QUALITY TESTING, INC.
IQT Home
©Copyright 2025 All Rights Reserved.
ISO Quality Testing, Inc. - An SMT 'Sister' Company


- The candidate’s specific “Organization” and “Exam” will automatically populate in the drop-down fields. The candidate will click on “Next”

This will complete the log in process. The candidate will automatically be redirected to the candidate profile information screen.

5. Candidate Profile Information: The “Candidate Profile Information Screen” will automatically populate with the candidate specific information uploaded by the Mississippi board. The candidate will need to verify all candidate information is correct:

EXAM REGISTRATION

First Name 
Middle Name
Last Name 
Address1 
Address2
City 
State/Province 
Country 
Postal Code 
Home Phone 
Work Phone 
Email Address 
[Click HERE to view a sample of image size and quality.](#)
[View Identification Image](#) 
Candidate Profile Information
*This information is provided to your organization and may be used for official correspondence and certificates
This information must also exactly match the identification you will be required to show the test center administrator prior to testing*
[Log Out](#) [Change Login](#)

Please make sure the above information is correct before clicking Next.  = Required Field
ISO-QUALITY TESTING, INC. [Registration Home](#)
©Copyright 2020 - All Rights Reserved.
ISO Quality Testing, Inc. - An SMT Sister Company

a. Candidate Name and Email address: These fields are locked and cannot be changed by the candidate. If the candidate needs to make changes to this information they will need to contact the Mississippi Board to be changed as this information must match when presented during the check-in process on the day of their exam.

b. Candidate Address and Telephone Number(s): These fields are not locked and can be changed by the candidate. It is recommended that the candidate provide their phone number in the event they need to be contacted the day of their exam.

c. Once the candidate profile information is confirmed, the candidate is required to upload a passport type photo. Click on “Upload Now” to start the process.

EXAM REGISTRATION

First Name ⓘ

Middle Name

Last Name ⓘ

Address1 ⓘ

Address2

City ⓘ

State/Province ⓘ

Country ⓘ

Postal Code ⓘ

Home Phone ⓘ

Work Phone ⓘ

Email Address

[Click HERE to view a sample of image size and quality.](#)

[View Identification Image](#)

Candidate Profile Information

This information is provided to your organization and may be used for official correspondence and certificates
This information must also exactly match the identification you will be required to show the test center administrator prior to testing


[Log Out](#) [Change Login](#)

Please make sure the above information is correct before clicking Next. ⓘ = Required Field


ISO-QUALITY TESTING, INC. Registration Home
©Copyright 2020 - All Rights Reserved.
ISO Quality Testing, Inc. - An SMT 'Sister' Company


d.. The candidate will click the “Browse” button to find the image to upload on their computer or device.

EXAM REGISTRATION


First Name 

Middle Name


Last Name 


Address1 


Address2


City 

State/Province 

Country 

Postal Code 

Home Phone 

Work Phone 

Email Address 

[Click HERE to view a sample of image size and quality.](#)




[Upload Identification Image](#) 


Image 

Candidate Profile Information

This information is provided to your organization and may be used for official correspondence and certificates
This information must also exactly match the identification you will be required to show the test center administrator prior to testing

[Log Out](#) [Change Login](#)

Please make sure the above information is correct before clicking Next.  = Required Field

 [Registration Home](#)
©Copyright 2020 - All Rights Reserved.
ISO Quality Testing, Inc. - An SMT 'Sister' Company

e. Once the image is selected the image file name will reflect on the screen next to browse. The candidate will click “Submit Upload”. Once the candidate profile information is confirmed, the candidate will click onto “Next” and the uploaded picture will pop up on the screen. Once the candidate has confirmed the information and uploaded the photo, they will click “Next”.

The screenshot shows the 'EXAM REGISTRATION' form with the following fields and values:

- First Name: MSSAMPLE1
- Middle Name: (empty)
- Last Name: MSSAMPLE1
- Address1: 123 Main Street
- Address2: (empty)
- City: Sample
- State/Province: Mississippi
- Country: United States
- Postal Code: 39201
- Home Phone: 727-555-1212
- Work Phone: (empty)
- Email Address: MSSAMPLE1@SMTTEST.COM
- Image: Windows Photo Viewer Wallpaper.jpg

Annotations include yellow key icons next to most fields and a blue arrow pointing to the 'Submit Upload' button. A legend at the bottom right states: '🔑 = Required Field'. A 'Next' button is located below the legend.

Candidate Profile Information
This information is provided to your organization and may be used for official correspondence and certificates
This information must also exactly match the identification you will be required to show the test center administrator prior to testing

[Log Out](#) [Change Login](#)

Please make sure the above information is correct before clicking Next.

Registration Home
©Copyright 2020 - All Rights Reserved.
ISO Quality Testing, Inc. - An SMT 'Sister' Company

6. Exam Location, Date and Time Selection screen: The exam site will default to the closest testing center with availability based on the candidate’s Zip Code. The candidate may change the start date, zip code or city by typing the information into the applicable field and clicking on “go”. The candidate is required to choose their desired exam date and time, based on the dates and times available.
7. Once the desired date and time is selected, the candidate will click “Next”

EXAM REGISTRATION

Exam - NIC Cosmetology Theory Examination (MS)

Test Centers

Exam Times 20 Jul 2020 - Mon 8:30am - (Central Standard Time)

Search Parameters

Start Date

From Start Date, the next [50] 50 of a test center's available exam times are shown in the Exam Times box above.
Filter the results by using this section. Click the button GO immediately after the input area to refresh the results.

Country State

Zip Code City

ISO-QUALITY TESTING, INC. Registration Home Contact
©Copyright 2020 - All Rights Reserved.
ISO Quality Testing, Inc. - An SMT Sister Company

- The candidate will be required to pay for the examination fees before the finalizing the registration. The payment methods available are Credit Card: (MasterCard, Visa or Amex) or by check.

The following represents the credit card payment screen.

EXAM REGISTRATION

Exam - NIC Cosmetology Theory

Examination Fee: \$90.00 [Click here for IQT's Credit Card Policies](#)

After clicking the Next button below you will be taken to a page to confirm your purchase. You will not be charged until you click the Submit button on that page.

Card's name or billing address differs.

Payment Type: MasterCard
Credit Card #: 5555-5555-5555
Expiration Date: May 2025
Secure Code: 5555

Name (as on card)
Address
City
State/Province
Country
Postal Code

? = Required Field

[Next](#) [Cancel](#)

ISO-QUALITY TESTING, INC.
©Copyright 2020 - All Rights Reserved.
ISO Quality Testing, Inc. - An SMT Sister Company

Once the credit card information is entered, the candidate will click “Next”

9. The following represents the secure check payment screen. The candidate will be required to provide the payment type, account number, routing number, name on account, account type and bank name.

EXAM REGISTRATION

Exam - NIC Cosmetology Theory

Examination Fee: \$90.00

After clicking the Next button below you will be taken to a page to confirm your purchase. You will not be charged until you click the Submit button on that page.

[Click here for IQT's Credit Card Policies](#)

Payment Type: ⓘ

Bank Account No.: ⓘ

Bank Routing No.: ⓘ

Name on Account: ⓘ

Bank Account Type: ⓘ

Bank Name: ⓘ

ⓘ = Required Field

ISO-QUALITY TESTING, INC. Registration Home Contact
©Copyright 2020 - All Rights Reserved.
ISO Quality Testing, Inc. - An SMT 'Sister' Company

Once the payment information is complete, the candidate will click on next to confirm the purchase and complete the scheduling of their examination.

10. Examination Registration Confirmation: The candidate is required to agree to the terms before the registration is complete. It is important to note the candidate is not permitted to reschedule or cancel after the date provided at the bottom of the confirmation and agreement page.

EXAM REGISTRATION

Confirm Your Registration Selections
NIC Cosmetology Theory Examination (MS)

Candidate MSCOS SAMPLE [edit](#)
123 Main Street
Sample, MS 39201
United States
MSCOSSAMPLE@GMAIL.COM
555-555-5555 (home)

Exam Time: Thu 1:30pm on Jul 23, 2020 [edit](#)
(90 minutes)

Location:

I agree to the [IQT Examination Agreement](#) terms.

Note: This examination may not be rescheduled after Jul 17 2020.
Note: This examination may not be cancelled.

I understand by clicking on 'Submit' that I may be required to pay a rescheduling or cancellation fee to process my request. Please verify the above information is accurate prior to clicking Submit.

[Registration Home](#) [Contact](#)
©Copyright 2020 - All Rights Reserved.
ISO Quality Testing, Inc. - An SMT 'Sister' Company

The candidate rescheduling/cancellation and no-show policies are as follows:

Candidate Rescheduling/Cancellation with required notice

Without an approved excuse, which includes death of an immediate family member, active military orders, jury duty, or a doctor’s excuse (on the medical facility letterhead), a candidate may only cancel or reschedule a scheduled examination five (5) or more calendar days prior to their scheduled examination date, excluding the date of the examination.

Candidate Rescheduling/Cancellation without required noticed – Full Test Administration Fee

Candidates are not permitted to reschedule or cancel a scheduled examination less than five (5) calendar days prior to their scheduled examination, without an approved excuse. If a candidate fails to appear for their scheduled examination, comes to the test center without proper ID, and/or the proper admission letter, the candidate will forfeit the full applicable testing fee.

No Show Fee– Full Test Administration Fee

If a candidate fails to appear at the designated CBT testing location on their scheduled date and time or is unable to sit for the examination due to their failure to adhere to established protocols, the candidate will forfeit the full applicable testing fee.

11. Candidate Exam Registration Receipt and Admission Document: Once the exam is scheduled, an “Admission Letter” and Payment Receipt will be simultaneously generated and automatically pops up onto the screen to be printed. **The admission letter must be printed and submitted along with the proper credentials at the time of the examination.**

SAMPLE EXAM REGISTRATION RECEIPT:

EXAM REGISTRATION RECEIPT

NIC Cosmetology Theory Examination (MS)

!!! IMPORTANT !!!
You must bring your Candidate Admission Letter with you on the day of your exam.
If you do not you will be denied entry to your scheduled exam, and any fees paid will be forfeited.

Candidate: MSCOS SAMPLE
123 Main Street
Sample, MS 39201
United States
MSCOSSAMPLE@GMAIL.COM
555-555-5555 (home)

Exam Time:
Location:
Meridian, MS 39001
United States

You have consented to the IQT Examination Agreement.

Note: This examination may not be rescheduled after Fri 1:00pm on Jul 17, 2020.
Note: This examination may not be cancelled.

Note that this receipt has been automatically emailed to you.

[Home](#) [Print Receipt](#)



CANDIDATE ADMISSION LETTER

07/14/2020

MSCOS SAMPLE
123 Main Street
Sample MS 39201
United States

Dear MSCOS SAMPLE,


!!! IMPORTANT !!! IMPORTANT !!! IMPORTANT !!!

You must bring THIS Theory Exam Notice with you on the day of your exam. If you do not, you will be denied entry to your scheduled exam and any fees paid will be forfeited.

Congratulations! You have successfully registered to take the NIC Cosmetology Theory Examination (MS) examination, in English, on the IQT computer-based testing network. Your appointment information to take the examination is as follows:

<u>Candidate UserID:</u>	MSCOSSAMPLE@GMAIL.COM
<u>Candidate Passcode:</u>	wfdhytxr
<u>Exam Date:</u>	Thursday, Jul 23 2020 1:30PM
<u>Exam Duration:</u>	90 minutes
<u>Test Center Location:</u>	

[Show Map](#)



Please carefully read and note the following important additional information:

- **Rescheduling:** If you fail to show up for your examination at the scheduled time, do not have the proper

12. In addition to the admission letter, the candidate is sent an email that includes a link to the admission letter, receipt and instructions.

From: registrations@isoqualitytesting.com [registrations@isoqualitytesting.com]
Sent: Sunday, January 31, 2016 5:10 PM
To: [Sample](#) Candidate
Subject: IQT Examination Registration Receipt: NIC Cosmetology MS

Monday, March 9, 2020

Dear Sample Candidate,

You have successfully registered for the NIC Cosmetology MS examination. Please use the hyperlink below to display and print your receipt and Candidate Admission Letter.

!!! IMPORTANT !!! IMPORTANT !!! IMPORTANT !!!
You must bring your Candidate Admission Letter with you on the day of your exam. If you do not you will be denied entry to your scheduled exam, and any fees paid will be forfeited.

In order to begin the examination, you will need the UserID and Passcode provided on the receipt below.

https://www.iqtesting.com/Default.aspx?Function=Receipt&ID=SampleCandidate_814170_R8ZJCyep9FjU

Note that if your email program has broken the hyperlink, clicking it will no longer work to take you to your receipt. To fix this:

- 1) Copy and paste the full hyperlink into Window's Notepad program.
- 2) Edit the link so that it is one line again.
- 3) Paste the repaired hyperlink into the browser's address box and press Enter on your keyboard.

Should you require assistance, you may call (toll-free in USA and Canada) 1-866-773-1114, or (other countries) +1 727-733-1110.
Sincerely,

Iso-Quality Testing, Inc.

Admission to the Testing Center

Identification Requirements:

The candidate must present a valid, government-issued photo ID with a signature to be admitted to the exam. To be valid, the ID may not be expired, and the photo must match the candidate as well as the name in the Roster/Admission Letter.

Acceptable ID's:

- Driver's License photo ID
- State-Issued photo ID Card
- Passport
- Military photo ID
- Temporary Driver's License (must be provided in addition to photo ID)

Non-Acceptable ID's:

- Library Card or Gym Membership
- School ID
- Social Security Card
- Credit Card or Department Store Card
- ID with only photo OR signature
- Facebook

Secure Candidate Check-in

At the point of check-in, the candidates' appearance and identity is documented and validated to include:

- Verifying the valid, government-issued photo ID with a signature
- Verification the candidate is scheduled to sit for the examination (Admission Letter)
- Additional security check-in procedures as required by the individual testing center

Candidate Check-In Process

Every candidate must have a printed copy of their Admission Letter as previously noted.

Electronic copies that they may pull up on their phone or tablet not acceptable. It is the candidate's responsibility to be aware of the testing requirements found in the admission letter, prior to his/her arrival to the scheduled examination. The Admission letter includes:

- Candidate's name, address and contact information
- Exam facilities location
- Scheduled date and time
- Prometric/IQT's policies on:
 - Changing candidates' information
 - No shows and rescheduling
 - Valid form of identification
 - Inclement weather
 - Examination security
- User ID and Passcode necessary to participate in the exam
- Authorized materials list (There are no authorized materials for the NIC exams)
- Exam Registration receipt

Due to security issues, Prometric/IQT will not send the admission letter to any email other than the address listed on the candidate's account. It is the candidates' responsibility to provide their admission letter on the day of testing. The admission letter provides clear instructions on the candidate's responsibilities. If a candidate forgets the letter and does not have login information or an accessible email address on file with Prometric/IQT, he/she will not be permitted to test.

Prohibited Items / Articles

Possession and/or access to the following items are strictly prohibited and will NOT be permitted in the testing room:

1. Wrist watches or any other type of time keeping device;
2. Electronic devices of any kind including but not limited to cell phones, Blackberries, Smartphones, iPhones, PDAs, wireless e-mail devices, iPods, MP3 players, pagers, calculators, clocks, cameras, scanners, radios, recording devices, hand-held computers, programmable watches, transmitters or receiving devices, microphones, etc.;
3. Headphones, headsets, ear phones, ear buds, or Blue Tooth capable devices;
4. Notes, papers, books, exam review, or other study materials in any format or media (including CDs);
5. CDs, USB keys, DVDs or other electronic media;
6. Newspapers, magazines, dictionaries, prayer books, or any other written material;

7. Luggage, handbags, purses, backpacks, briefcases, tote bags, or bags of any kind;
8. Pens, pencils, markers, or highlighters of any kind;
9. Hats, baseball caps, or visors (religious apparel that does not contain a brim or obscure the applicant's facial features is permitted).

Visitations

Candidates are not allowed to receive any kind of visitors during the examinations, under no circumstances.

Candidate Testing Experience Overview

Sample Exam

This section contains information regarding the candidate experience when taking the NIC theory exam with Prometric/IQT. This provides candidates to have an understanding of all steps related to their experience and what they may encounter.

Once candidates are checked in and logged into their exam, the first screen will be the Pre-amble screen. This should be read by the candidate in its entirety, as it offers important information needed in preparation of the examination such as the length of the exam and the number of questions. The Pre-amble will change according to the exam the candidate is registered. Once the candidate understands the content in this section, he/she will click on “Begin Tutorial” on the lower left corner.

Name: Sample FirstName Sample LastName
Exam: SMT Sample Secure Exam A



Welcome to the Schroeder Measurement Technologies, Inc. and Iso-Quality Testing Computer Testing system.

This is a demonstration of the testing system. When you begin your examination, this Preamble screen will provide an introduction to the exam including information related to the number of items, item format, time limitations, and any other special instructions.

The questions presented in this sample are intended for demonstration purposes only and are not indicative of any actual examination content. The questions are designed to allow you to familiarize your self with the format and functionality of the testing system. In order to move forward through the demonstration, you are required to answer each question.



Begin Tutorial...

The tutorial will go over the functions of the examination with the same style and format of the actual exam as shown below. Candidates must demonstrate knowing how the system works by completing the tutorial. Each question must be answered correctly before moving to the next question; otherwise a red box will appear at the bottom left corner, stating the answer was incorrect. The candidates will get a total of 7 questions and 5 minutes to complete the tutorial, which does not affect the time of the actual exam. When candidates answer the last question, a notice will appear that he/she is on the last question. This is only to notify that all questions have been answered, thus not ending the exam. It is important to understand that candidates must be the ones to choose and click on the items. Once all questions are answered, the candidate will click on “End Tutorial”.



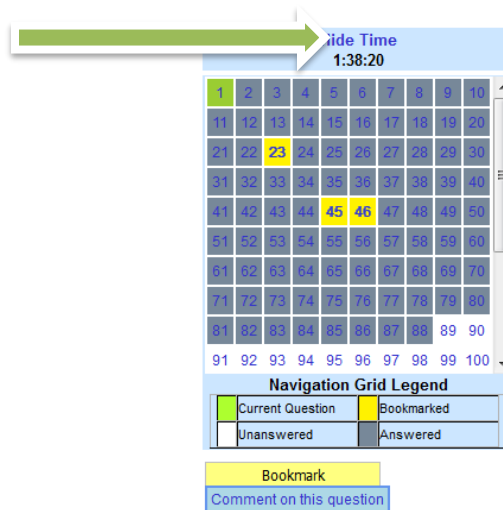
After the tutorial is complete, the candidate will begin their NIC theory exam. During the exam the candidates will have the ability of skipping, bookmarking or commenting on any question:

- **Skipping** – A candidate may choose to leave a question unanswered and come back to it at the end of the exam. This can be achieved by clicking on another question on the navigation grid, or by clicking on the next arrow in the bottom left of the screen.
- **Bookmarking** – When a question is answered and the candidate is not completely certain and would like to come back to it, the question can be bookmarked.
 - Only a question that has been answered can be bookmarked, otherwise the question should be skipped.
- **Commenting** – This function provides the ability to comment on any question that presents irregularities identified by the candidate. All comments are reviewed by the credentialing organization in efforts to improve the exam.

The testing system was designed with the idea that Internet interruptions may happen at any given time; as so, all responses, time, bookmarks and comments are saved as candidates answered them. If any interruption were to occur, the candidate’s exam would be reinstated to where they left off, before the interruption occurred.

The candidate will have a navigation grid on the right side of the screen. This will display the bookmarking and comment question options, as well as the time remaining in the exam. The candidate may navigate through the exam by clicking on the arrows on the lower left corner or by clicking on the question they choose to go to on the grid. If the candidate would like to hide the time, this can also be done on the navigation grid by clicking on “Hide Time” as shown below. The navigation grid will display:

- Current question in **green**
- Bookmarked questions in **yellow**
- Answered questions in **gray**
- Unanswered questions in **white**



When the candidate is finished with the exam, he/she can review all the questions by selecting them on the grid, if there is time remaining. If not, the candidate will get a notice that the candidate is out of time and it will end the exam. If the candidate is done before the time expires, they will receive a notification where they must be sure that they would in fact like to end the exam. Once this is confirmed, the candidate will be prompted to the end of exam survey (optional) that will allow them to grade the experience in regard to the testing center and the actual exam as shown below.

To take a demonstration test to experience how Prometric/IQT's computer-based test system works, please click here or go to:

<https://www.iqtesting.com/ExamV2008/Default.aspx?Function=SampleExam&Exam=8>.

Candidate Preliminary Results

Once the candidate has completed and ended the examination, the candidate result will display or they will be issued a Preliminary Results Letter.

Conclusion:

We hope the information contained within this overview is very helpful in understanding the Prometric/IQT CBT secure exam delivery system, as it is crucial that the examination administration process is standardized to ensure optimal testing conditions. If you have any questions regarding these processes, our staff of professionals will be available to assist you.